

KATANA™ Zirconia

UTML Ultra Translucent Multi Layered

STML Super Translucent Multi Layered

HTML PLUS High Translucent Multi Layered PLUS

Featuring Optional 54-minute Sintering*

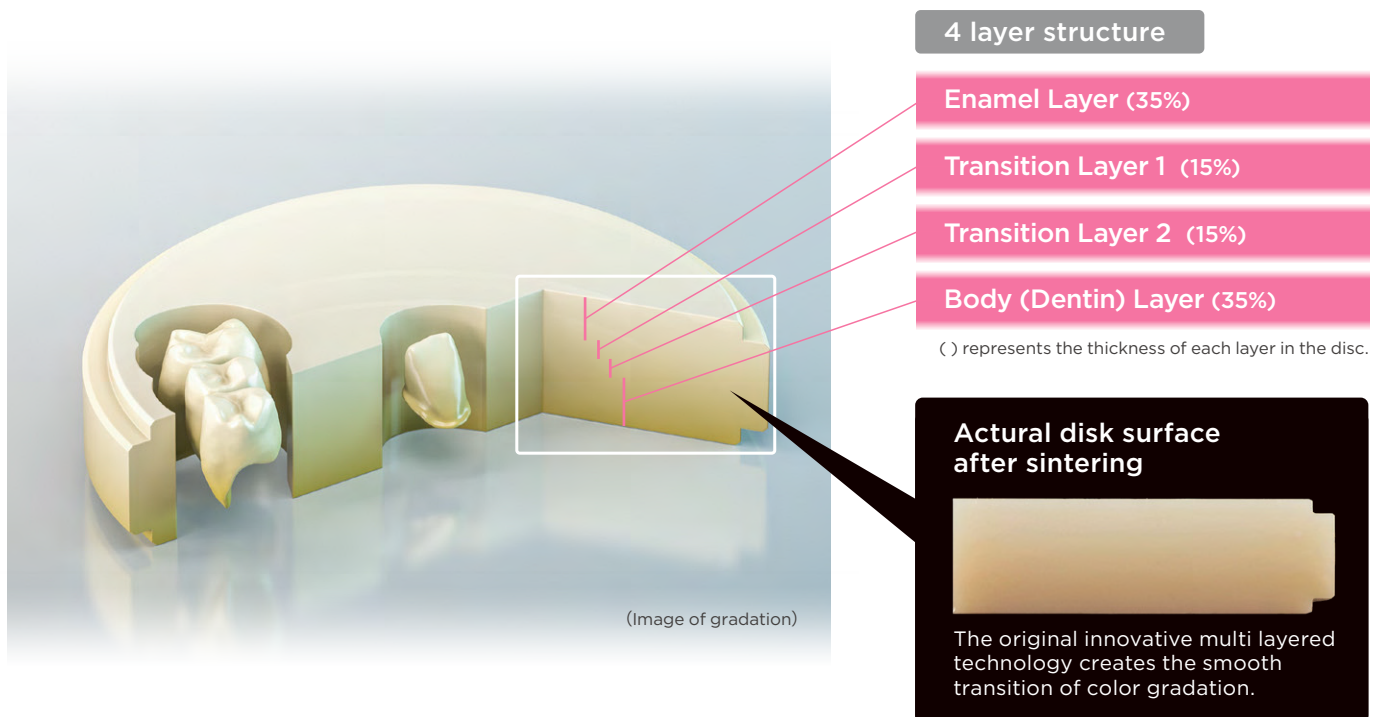


KATANA™ Zirconia

High Esthetic Potential for Zirconia Dental Restorations*
The “KATANA™ Zirconia” UTML and STML, which feature translucency similar to natural enamel, are now available!

You can achieve a highly esthetic restoration, with predictable results, while saving time (even when fabricating esthetic anterior restorations).

*Comparison with our conventional products.



Monolithic Restorations made with “KATANA™ Zirconia” UTML*

* with staining



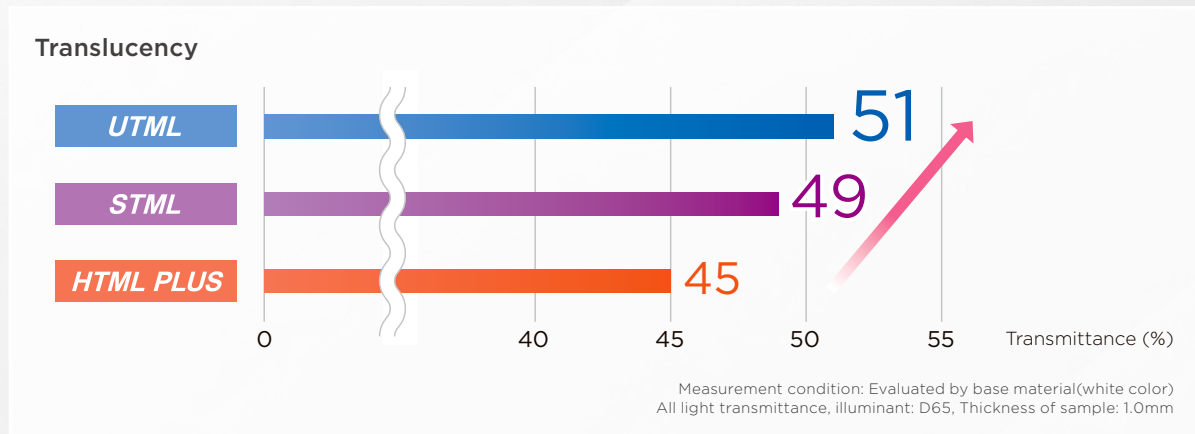
Anterior crown



Laminate veneer

Higher Translucency Than Conventional Zirconia

Our proprietary research and development has increased the translucency of “KATANA™ Zirconia” UTML more than conventional zirconia. This enables you to have natural translucency.

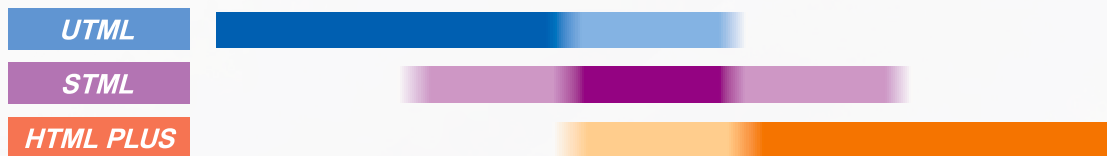
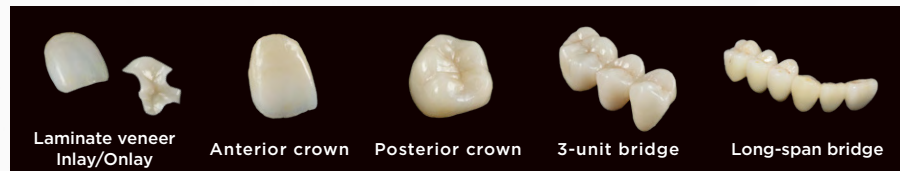


Data source: Kuraray Noritake Dental Inc. The numerical value varies according to a condition.

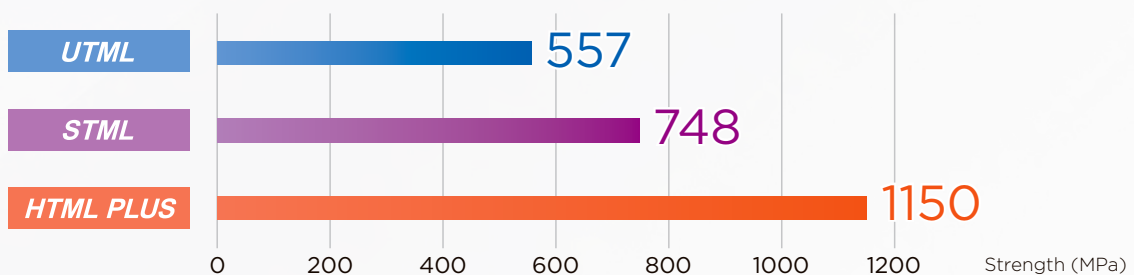
Wide Range of Clinical Applications Using Monolithic Restoration

You can fabricate many restorations, from esthetic anteriors to posterior bridges by selecting the right translucency and mechanical properties*1.

Recommended indications and applications



Mechanical Property (Flexural Strength)



Data source: Kuraray Noritake Dental Inc. The numerical value varies according to a condition.

*1 UTML, STML, HTML PLUS : The minimum thickness of zirconia necessary for each series is different. Read the Instructions for Use carefully prior to using the material.

UTML *Ultra Translucent Multi Layered*

UTML has the most translucency among the “KATANA™ Zirconia” series, and is recommended for fabricating anterior crowns or laminate veneers. Two different shade types are available: Standard shade and Enamel shade.

Concept of Color and Translucency

<p>Standard shade (A1-D4)</p> <p>Translucency High translucency through all the disc layers.</p> <p>Color Color of shade guide*</p>		<p>Enamel shade (ENW, EA1, EA2, & EA3)</p> <p>Translucency High translucency through all the disc layers.</p> <p>Color Reduced chroma from incisal to the middle layer ((1) part)</p>
<p>Color and translucency of the layers after sintering (Image of gradation)</p>		

*VITA Classical Shade Guide

<p>Example of staining</p>	<p>CERABIEN™ ZR FC Paste Stain</p>	<p>By applying external stains, the translucency is more clearly enhanced. The Enamel Shade version has reduced color intensity in one half of the disk from the incisal edge ((1) part), giving you the ability to characterize and express color variations with stains.</p>

Monolithic Anterior Crown made with “KATANA™ Zirconia” STML*



1
After sintering & morphological correction of zirconia



2
After staining and glazing



* with staining

STML *Super Translucent Multi Layered*

STML has a well-balanced combination of translucency and mechanical properties. This version of “KATANA™ Zirconia” has gradations of translucency as well as color, exhibiting a masking effect in the cervical area. Using this series, one can easily obtain the desired shades to accommodate the variety found in prepared tooth conditions of clinical cases.

Concept of Color and Translucency

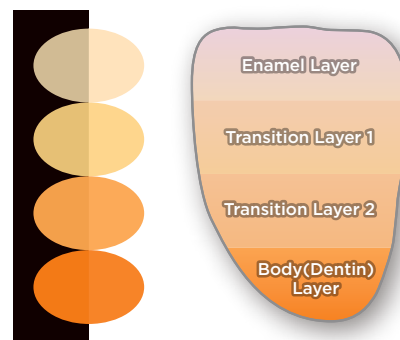
Standard shade
(NW, A1~A3.5)

Translucency

Translucency is gradually decreased from the incisal to the cervical region to increase the masking level in the cervical region.

Color

Color of shade guide*



Color and translucency of the layers after sintering
(Image of gradation)

*NW: Noritake Shade Guide, A1-A3.5: VITA Classical Shade Guide

Range of masking level

Abutment color examples

UTML [Color bar]

STML [Color bar]

HTML PLUS [Color bar]

- One can select a shade tab that corresponds to the final desired color.
- Select a shade tab one level brighter than the final color (it will be necessary to complete using stains).



Seating in the mouth

High-Speed Sintering up to 3-unit Bridge

Outstanding quality paired with velocity is an absolute unique feature of “KATANA™ Zirconia” over all competitive products. The unique pressing and pre-sintering technique is the key to allow our customers to realize restorations of up to 3-unit bridges without any compromise in terms of aesthetics or mechanical properties using the 54-minute high-speed sintering process.

*The material is removed from the furnace at 800°C. A furnace with a configurable YML firing program is required.

UTML **STML** **HTML PLUS**

54-minute (up to 3-unit bridge)

Stage	Heat Rate °C/min (°F/min)	Hold Temp °C (°F)	Hold Time (min)
1	120 (216)	1450 (2642)	0
2	10 (18)	1600 (2912)	20
3	-120 (-216)	800 (1472)	0

90-minute (up to 3-unit bridge)


Stage	Heat Rate °C/min (°F/min)	Hold Temp °C (°F)	Hold Time (min)
1	50 (90)	1400 (2552)	0
2	4 (7)	1500 (2732)	0
3	10 (18)	1560 (2840)	16
4	-50 (-90)	800 (1472)	0

7-hour (For 4-unit bridge or more)

Stage	Heat Rate °C/min (°F/min)	Hold Temp °C (°F)	Hold Time (min)
1	10 (18)	1550 (2822)	120
2	-10 (-18)	Room Temp.	0

Wide Shade Selection

Series	Shade										Size (Diameter/Thickness)
UTML	A1	A2	A3	A3.5	A4	B1	B2	B3	B4		98.5mm/14, 18mm
	C1	C2	C3	C4	D2	D3	D4				
	ENW	EA1	EA2	EA3							
STML	NW	A1	A2	A3	A3.5	A4	B1	B2	B3		98.5mm/14, 18, 22mm
	C1	C2	C3	D2	D3						
HTML PLUS	NW	A1	A2	A3	A3.5	A4	B1	B2	B3		98.5mm/14, 18, 22mm
	C1	C2	C3	D2	D3						

 **Kuraray Noritake Dental Inc.**
 300 Higashiyama, Miyoshi-cho, Miyoshi, Aichi 470-0293, Japan
 Website www.kuraraynoritake.com

- Before using this product, be sure to read the Instructions for Use supplied with the product.
- The specifications and appearance of the product are subject to change without notice.
- Printed color can be slightly different from actual color.

“KATANA” and “CERABIEN” are trademarks of NORITAKE CO., LIMITED